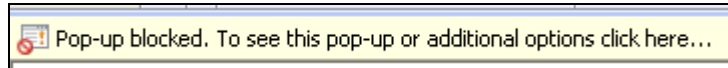


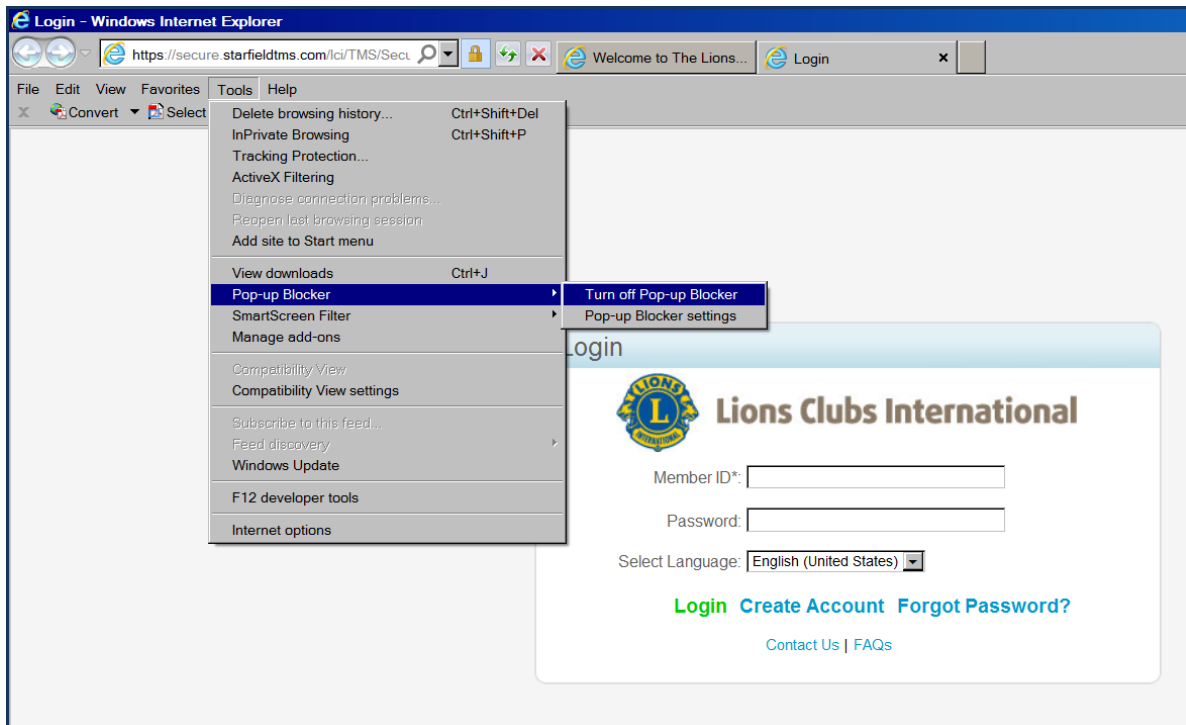


Turning off Pop-up Blockers

When you click the Launch button does it seem like a window tries to open but then it doesn't? A possible reason for this is that you have your pop-up blocker turned on, which prevents additional windows from opening. You might have notice a message like this appearing towards the top of the tool bar or at the bottom of the page when you tried to launch



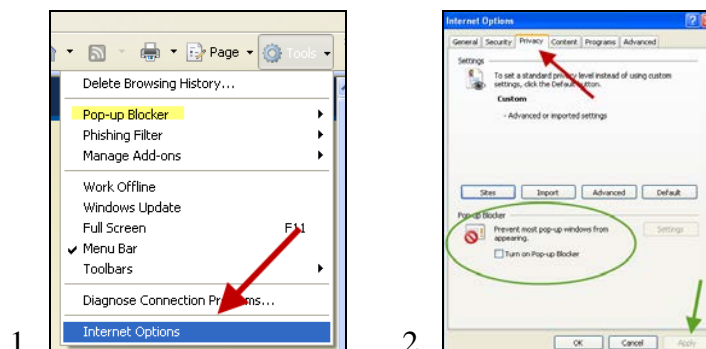
To turn pop-up blockers when using Internet Explorer: Click on **Tools** on right side or top of the screen (see image below), then select **Pop-up Blocker**. Select **Turn Off Pop-up Blocker**. This should allow you to open the course using the Launch Course button.



You can also click on Tools at the top of the window and follow the steps below.

Going to Tools -> Internet Options:

1. Click on Tools, then Internet Options
2. Then click on Privacy, and make sure the Pop-up Blocker box is **NOT** checked. Then click Apply and OK.



This process would be similar if using a different browser.